



Understanding Stormwater Exceedances and Level 1

Presented by





INTRO

Ryan Janoch, PE, ToR, QISP

Founder of Mapistry



EAT. SLEEP. BREATH. STORMWATER

WHAT MAPISTRY **DOES**

TRAINING

- ✓ Staff training
- ✓ Online learning
- ✓ Exec workshops

SOFTWARE

- ✓ Easy-to-use maps
- ✓ Storm alerts
- ✓ Rain logs
- ✓ Mobile inspections

CONSULTING

- ✓ Exceedance (ERA) Level 1 and 2
- ✓ BMP design
- ✓ SWPPP
- ✓ Litigation support

GUEST



Rebecca Greenwood

CA Water Board



AGENDA

- ✓ Level 1 process
- ✓ Level 1 timeline
- ✓ Common questions
- ✓ Your questions



EXCEEDANCE RESPONSE

NUMERIC ACTION LEVELS (NALs)


- ✓ Exceedance for 1 parameter possible
- ✓ Average annual NAL
 - all sampling results (QSE) for the reporting year
- ✓ Instantaneous maximum NAL
 - two+ sampling results in reporting year

EXCEEDANCE?

NOW WHAT?

- ✓ Baseline to Exceedance
Response Action (ERA) Level 1
- ✓ Evaluate & revise BMPs with
QISP
- ✓ At end of reporting year





ERA LEVEL 1

ERA LEVEL 1

- ✓ Site evaluation
- ✓ Level 1 report
- ✓ Updated SWPPP
- ✓ Additional BMPs
- ✓ Team training



ERA LEVEL 1 ROLES

QISP required


Site Evaluation, Report, and Training

Facility

Implement BMPs

ERA EVALUATION


- ✓ Site visit
- ✓ Sampling data
- ✓ Potential pollutant sources
- ✓ Existing BMPs
 - ✓ structural
 - ✓ non-structural



ERA LEVEL 1 REPORT

- ✓ Site visit summary
- ✓ SWPPP revision description
- ✓ Additional BMPs
- ✓ QISP number, name, and contact information





BMPS

NON-STRUCTURAL BMPs

- ✓ Good **housekeeping**
- ✓ Preventative maintenance
- ✓ Spill kits
- ✓ **Employee training**
- ✓ Record keeping





STRUCTURAL BMPs

- ✓ Spill containment
- ✓ Storm drains
- ✓ Detention ponds
- ✓ Socks/wattle



ERA LEVEL 1 TIMELINE

ERA LEVEL 1 PROCESS

NAL exceedance

for one or more parameters

(starts July 1 following year)

EXAMPLE

2016 - 2017 Reporting Year = TSS was 120 mg/L

Move to **Level 1** for **TSS** on **July 1, 2017**

ERA Level 1 Evaluation (by QISP) **August 1, 2017**

Implement BMPs **September 2017**

Team training (by QISP) **October 2017**

Update SWPPP **November 2017**

Level 1 Report (by QISP) **December 12, 2017**

TIMELINE

- ✓ ERA Level 1 (July 1, 2017)
- ✓ Level 1 evaluation (by October 1, 2017)
- ✓ Level 1 report (January 1, 2018)

RETURNING TO BASELINE

Four (4) consecutive QSEs
below NALs **after BMPs**



COMMON QUESTIONS

QUESTION

Can I collect **more than four (4) samples** during QSEs in a year?

QUESTION

What happens if I do not get 4 QSEs during the year that I am in Level 1?

QUESTION

What kinds of BMPs do facilities implement during Level 1?

QUESTION

When do samples count
for Level 2 versus
Baseline?

QUESTION

How are reports submitted in Level 1?

QUESTION

What happens if I had bad litmus paper and measured a pH of 4?

QUESTIONS



ryan@mapistry.com

rebecca.greenwood@waterboards.ca.gov

INDUSTRIAL STORMWATER IS

ALL WE DO.....



WHAT MAPISTRY **DOES**

TRAINING

- ✓ Staff training
- ✓ Online learning
- ✓ Exec workshops

SOFTWARE

- ✓ Easy-to-use maps
- ✓ Storm alerts
- ✓ Rain logs
- ✓ Mobile inspections

CONSULTING

- ✓ Exceedance (ERA) Level 1 and 2
- ✓ BMP design
- ✓ SWPPP
- ✓ Litigation support